



Anguilla Government Statistics Department

Tourism Statistics Summary – October 2008

OVERVIEW

Anguilla visitor arrivals, which include tourists and excursionists, for the month of October 2008 totaled 5,192 arrivals, resulting in a 19.4% decline over its corresponding October 2007 figure. Over the past five years 2004 - 2008 for the month October, this was the fourth largest quantity of visitor arrivals and is recorded as the largest decline after the decline in 2007/2006 of 11.7%, over its corresponding year's figure.

Of the 5,192 visitors to the island during this month, the majority, 4,681 (90.2%) came on vacation, while

511 (9.8%) came on business.



PASSENGER MOVEMENT

Passenger arrivals include residents of Anguilla as well as visitors, entering through the ports of Wallblake Airport, Blowing Point and Sandy Ground. These arrivals totaled 13,255 in October 2008 as compared with 16,385, in October 2007, resulting in a decrease of 19.1%. The majority of the passengers 10,574 (79.8%) entered though the Blowing Point port, while passenger arrivals though the Wallblake Airport and Sandy Ground ports totaled 2,015 (15.2%) and 666 (5.0%) respectively.

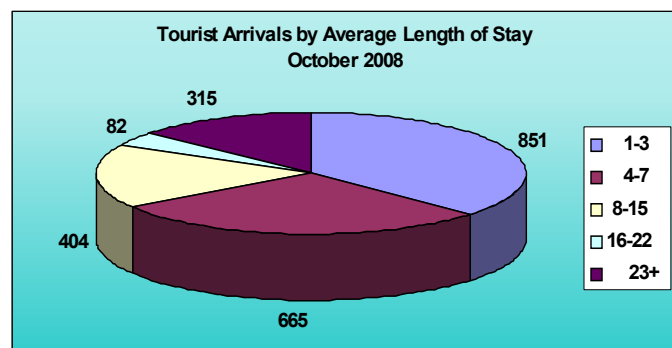
Departures totaled 12,466 during October 2008, a decrease of 17.7% over the 15,156 in October 2007. The majority of the departing passengers 9,800 (78.6%) departed through the Blowing Point Port compared to 11,492 in 2007. 1,968 (15.8%) passengers departed though the Wallblake Airport compared to 2,729 in 2007. The port of Sandy Ground facilitated 698 (5.6%) departures during this month compared to 935 during October 2007.

TOURISTS (Stay-Over Visitors)

Tourists accounted for 44.7% of the total number of visitors to Anguilla during October 2008. During this month tourist arrivals totaled 2,320, a decrease of 18.5% over the 2,847 recorded in October 2007. Over the past five years, this is the 3rd largest recording of tourist arrivals for the month of October. Conversely, over this same five years, there were two declines; October 2008/07 recording the highest decline of 18.9% and a decline of 12.7% for October 2004/03.

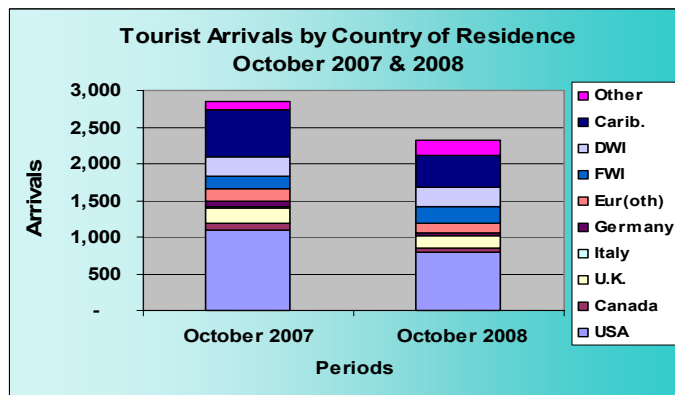
The average intended length of stay for tourists during this month was 8.1 days; October 2007 also showed that tourist stayed an average length of 8.1 days.

The majority, 36.7% of tourists intended to stay in Anguilla between 1-3 days. 28.7% for between 4-7 days, 17.4% intended to spend between 8-15 days, while 3.5% of the tourists intended to spend 16-22 days and 13.6% spent 23 days or more on the island.



During October 2008, the majority of tourists visiting Anguilla, 33.8%, came from the U.S.A.; a decline of 28.2%. The second largest source market was the 'Caribbean' where 19.4% of the recorded number of tourists originated; with this market recording a decline of 29.0%.

Tourist arrivals from countries which experienced increases were the 'French West Indies' and 'Other Countries' with increases of 20.7% and 78.4% respectively over their corresponding 2007 figures.



EXCURSIONISTS (Day Trippers)

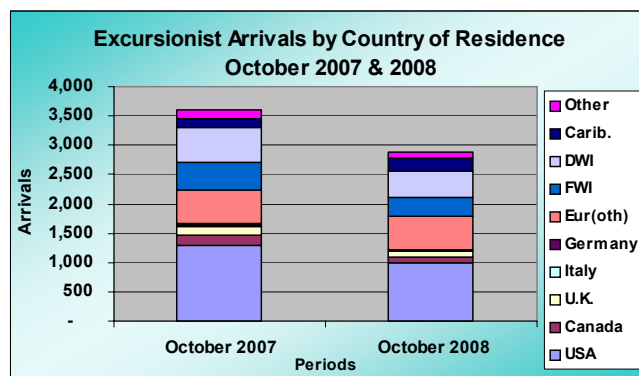
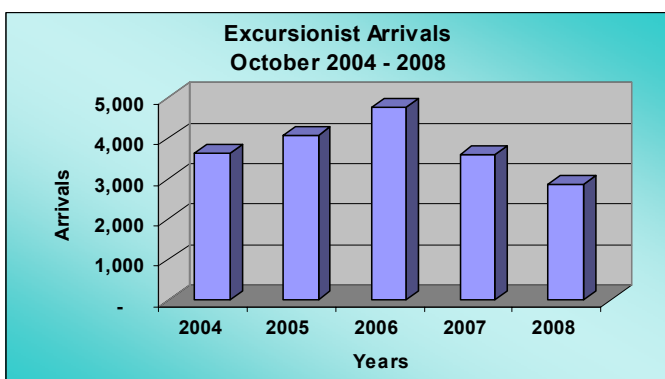
Excursionist arrivals for the month of October 2008 totaled 2,872, a decrease of 20.1% over its corresponding October 2007 figure. This figure was the smallest amount of excursionist arrivals to Anguilla for the month of October in the last five years.

For the month under review, the Blowing Point port was the main port of entry, with 75.1% of excursionists using this port as the gateway to Anguilla. There was a decrease of 16.5% in excursionist arrivals through this port when compared to October 2007.

The Wallblake Airport accounted for 1.8% and Sandy Ground 23.1% of excursionist arrivals. Excursionist arrivals through the Wallblake Airport and Sandy Ground registered decreases of 48.5% and 27.0% respectively compared to their corresponding October 2007 figure.

Of the 10 categories in which the country of residence is grouped, the United States of America continued to be ranked as the main source market from which Anguilla's excursionists originate. During the month under review, 1,000 of this type of visitor were from the U.S.A. "Europe Other" was the second highest ranked source market with 561 (19.5%) of the 2,872 excursionists, followed by D.W.I with 431 (15.0%) of excursionist arrivals.

There were declines in excursionist arrivals from nine of the source markets and one reported increase. Excursionist arrivals from the 'Canada' and 'Italy' experienced the largest percentage declines with 50.3% and 30.4% respectively. Conversely, the sole increase was experienced from the Caribbean market which registered an increase of 35.9%.



This report along with other Tourism Data, are available at the Government of Anguilla Statistics Department's website:
<http://gov.ai/statistics/tourism.htm>

STATISTICS DEPARTMENT – ANGUILLA
 OLD COURT HOUSE BUILDING
 P.O.BOX 60
 THE VALLEY, ANGUILLA
 BRITISH WEST INDIES
 Telephone: 1-264-497-5731
 Fax: 1-264-497-3986
 Email: statistics@gov.ai